

JIVANJOR GRIPSEAL

INTERIOR & EXTERIOR PRIMER



PRODUCT INTRODUCTION:

Jivanjor Gripseal is Interior cum Exterior Acrylic Wall Primer. Jivanjor Gripseal is water base primer which is equipped with specially designed acrylic emulsion can be used in both interior and exterior surfaces. It gives better coverage, adhesion along with anchoring to top coat.

PRODUCT BENEFIT



High Coverage



High Opacity



Excellent Whiteness



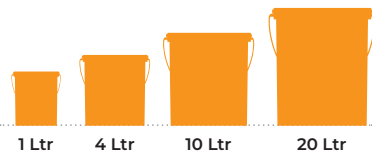
Reduce Patchiness



Good Adhesion

PRODUCT FEATURE

PACK SIZES



1 Ltr 4 Ltr 10 Ltr 20 Ltr

FINISH



MATT AND SMOOTH

COLOUR



WHITE

SHELF LIFE

3 YEARS



in original tightly closed containers away from direct sunlight and excessive heat.

COVERAGE

For interior surface

165-195
sq.ft./litre/coat*

For exterior surface

155-185
sq.ft./litre/coat*

*Coverage depend upon many factors like surface conditions, surface preparations, application skill, weather conditions, dilution etc. The coverage mentioned is under ideal condition and will vary depending upon the site conditions.

RECOMMEND USAGE



Interior cement plasters



Exterior cement plasters



Ceilings



Asbestos sheets




Concrete



Existing painted surfaces

PRE PAINTING STEPS

PLASTER



New masonry surfaces must be allowed to cure completely. It is recommended to allow 28 days as the curing time for new masonry surfaces.

CLEANING




Ensure that surface is completely free from all dirt, loosely held plaster, powdery residue, oil, grease or any other contamination. Any previous growth of fungus, algae or moss needs to be removed thoroughly by vigorous wire brushing and cleaning with water.

FILLING FOR CRACKS




For filling cracks upto 3mm use recommended crack filler.

FILLING FOR HOLES AND DENTS



In case of dents and holes, use recommended Wall Putty or white cement and fine sand in the ratio 1:3.

SPECIAL INSTRUCTIONS FOR INTERIOR



For Interior surfaces or substrates that are subjected to continuous seepage or dampness, please check the source of leakage or seepage and ensure the same is rectified before application.

APPLICATION DETAILS

SANDING



- Sand the Surface with Emery Paper 180 and wipe clean.

PRIMER



- Apply coat of Jivanjor Gripseal primer by thinning with portable water with 1:1 ratio. Allow it to dry 3-4 hours.

PUTTY




- Level the surface with good quality putty and allow it to dry for 4-6 hours.
- Sand surface with 180/320 emery paper and wipe clean.
- Apply an additional coat depending upon the surface conditions and smoothen the surface.

PRIMER



- Apply coat of Jivanjor Gripseal primer by thinning with portable water 1:1 ratio. Allow it to dry for 3-4 hours.

TOP COAT



- Apply 2 coats of good quality emulsion as per the recommended dilution at an interval of 4-6 hrs. Additional coat of top coat may be required for dark shades.

POST PAINTING CARE

- Ensure dry dust cleaning at regular intervals
- While cleaning, wipe gently without intense pressure
- Give 2-3 weeks of drying time post application of paint before wet cleaning of the wall

TECHNICAL DETAILS

Recommended Thinner	Potable water
Method of application	Spray, Brush, or Roller after suitable dilution
Recommended Dilution	Dilute 1 litre of primer with upto 1 litre of water depending on required consistency
Drying time	Touch dry – 15 min Recoatable – 2 hrs.
Number of coats required	1 (Apply 1 extra coat if required)
Gloss/Sheen	Matt, No Sheen
Flash Point	Non Flammable as it is water based product
Stability of thinned paint	Use within 24 hours
VOC	10.9 gm/litre
Certification	Certified from Shri Ram institute of industrial research.

PRECAUTION

- Do not apply when ambient temperature is less than 10 degree or if the temperature might drop to this level within 4 hours of application
- Do not over thin or over-extend the brush
- Do not use any type of colourant or stainer
- Stir well and strain before use
- In coastal area's, it is not recommended to leave the primer without the application of top coat for long period of time

SAFETY FEATURE

- Kindly refer to the MSDS for Jivanjor Gripseal Primer which gives detailed information on safety measures while handling the paint.
- Store the container with the lid tightly closed in an upright position, in a cool, dry place
- Keep out of reach of children and away from food, drink
- May be harmful if swallowed. In case of ingestion seek immediate medical attention.
- Wear eye protection during application. In case of contact with eyes, rinse immediately with plenty of water and seek medical advice.
- In case of skin contact immediately wash skin with soap and plenty of water. Get medical attention if irritation develops or persists.
- Do not breathe vapour or spray. It is recommended to wear suitable nose pad during sanding and surface preparation to avoid dust inhalation
- Do not pour leftover paint down the drain or in water courses.
- In the event of spills, contain spillage using sand or earth.

SPECIAL NOTE

- Before painting the following things should be checked thoroughly
 - 1 Moisture content of the wall (Ideal condition – below 12%)
 - 2 PH value of the wall surfaces (Ideal condition – between 7-11)
- If the above violated, owner will be responsible