

## JIVANJOR ULTRACOVER™ PREMIUM EXTERIOR PRIMER



### PRODUCT INTRODUCTION:

Jivanjor Ultra Cover Premium Exterior Primer is specially formulated premium quality acrylic primer with superior alkali and efflorescence resistance for application on exterior masonry surface. It enhances beauty and protects the surface longer. Its non-chalking, high adhesion property resists peeling or flaking of top coat. It improves the adhesion between wall and top coat.

## PRODUCT BENEFIT



Excellent Efflorescence Resistance




Good Coverage



Excellent Whiteness



Excellent Alkali Resistance



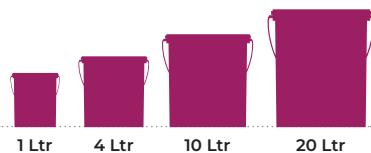
Reduced Patchiness



Excellent inter coat adhesion

## PRODUCT FEATURE

### PACK SIZES



1 Ltr

4 Ltr

10 Ltr

20 Ltr

### FINISH



MATT AND SMOOTH

### COLOUR



WHITE

### SHELF LIFE

**3 YEARS**



in original tightly closed containers away from direct sunlight and excessive heat.

### COVERAGE

For exterior surface

**135-165**

sq.ft./litre/coat\*

\*Coverage depend upon many factors like surface conditions, surface preparations, application skill, weather conditions, dilution etc. The coverage mentioned is under ideal condition and will vary depending upon the site conditions.

## RECOMMEND USAGE



Masonry surfaces



Brick work



Asbestos surfaces

## PRE PAINTING STEPS

### PLASTER



New masonry surfaces must be allowed to cure completely. It is recommended to allow 28 days as the curing time for new masonry surfaces.

### CLEANING



Ensure that surface is completely free from all dirt, loosely held plaster, powdery residue, oil, grease or any other contamination. Any previous growth of fungus, algae or moss needs to be removed thoroughly by vigorous wire brushing and cleaning with water.

### FILLING FOR CRACKS



For filling cracks upto 3mm use recommended crack filler.


### FILLING FOR HOLES AND DENTS



In case of dents and holes, use recommended Wall Putty or white cement and fine sand in the ratio 1:3.

## APPLICATION DETAILS

### SANDING



• Sand the Surface with Emery Paper 180 and wipe clean.

### PRIMER




• Apply coat of Jivanjor Ultra Cover primer by thinning with portable water with 1:1 ratio. Allow it to dry 3-4 hours.

### PUTTY



• Level the surface with good quality putty and allow it to dry for 4-6 hours  
• Sand surface with 180/320 emery paper and wipe clean.  
• Apply an additional coat depending upon the surface conditions and smoothen the surface.

### PRIMER



• Apply coat of Jivanjor Ultra Cover primer by thinning with portable water with 1:1 ratio. Allow it to dry 3-4 hours.

### TOP COAT



• Apply 2 coats of good quality emulsion as per the recommended dilution at an interval of 4-6 hrs. Additional coat of top coat may be required for dark shades.

## POST PAINTING CARE

- Ensure dry dust cleaning at regular intervals
- While cleaning, wipe gently without intense pressure
- Give 2-3 weeks of drying time post application of paint before wet cleaning of the wall

## TECHNICAL DETAILS

<b>Recommended Thinner</b>	Potable water
<b>Method of application</b>	Spray, Brush, or Roller after suitable dilution
<b>Recommended Dilution</b>	Dilute 1 litre of primer with upto 1 litre of water depending on required consistency
<b>Drying time</b>	Touch Dry – 15 min Recoatable – 2 hours
<b>Number of coats required</b>	1 (Apply 1 extra coat if required)
<b>Gloss/Sheen</b>	Matt, No Sheen
<b>Flash Point</b>	Non Flammable as it is water based product
<b>Stability of thinned paint</b>	To be used within 24 hours
<b>VOC</b>	8.1 gm/litre
<b>Certification</b>	Certified from Shri Ram Institute of Industrial research

## SPECIAL NOTE

- Before painting the following things should be checked thoroughly
  - 1 Moisture content of the wall (Ideal condition – below 12%)
  - 2 PH value of the wall surfaces (Ideal condition – between 7-11)
- If the above violated, owner will be responsible

## PRECAUTION

- Do not apply when ambient temperature is less than 10 degree or if the temperature might drop to this level within 4 hours of application
- Do not over thin or over-extend the brush
- Do not use any type of colourant or stainer
- Stir well and strain before use
- In coastal area's, it is not recommended to leave the primer without the application of top coat for long period of time

## SAFETY FEATURE

- Kindly refer to the MSDS for Jivanjor Ultra Cover Primer which gives detailed information on safety measures while handling the paint.
- Store the container with the lid tightly closed in an upright position, in a cool, dry place
- Keep out of reach of children and away from food, drink
- May be harmful if swallowed. In case of ingestion seek immediate medical attention.
- Wear eye protection during application. In case of contact with eyes, rinse immediately with plenty of water and seek medical advice.
- In case of skin contact immediately wash skin with soap and plenty of water. Get medical attention if irritation develops or persists.
- Do not breathe vapor or spray. It is recommended to wear suitable nose pad during sanding and surface preparation to avoid dust inhalation
- Do not pour leftover paint down the drain or in water courses.
- In the event of spills, contain spillage using sand or earth.